

Cylinder pressure regulator HP 101

- dual stage in brass, nickel and matt chrome plated or stainless steel electropolished



Description:

The pressure regulator HP 101 is a two stage cylinder pressure regulator and has been developed especially for the gas supply of pure and mixed gases from single cylinders. Two stage regulators will be used when a stable outlet pressure is required (even if the inlet pressure drops, discharging of cylinder). The HP 101 regulator is fitted as a standard with gas specific connections to DIN 477 or any other common national standard as well as a relief valve.

Application area:

Especially for gases with high requirements on purity up to 6.0 and for laboratories and analytics.

For absolutely stable working pressures.

Our special cleaning system for the HP Series also guarantees the use for ECD applications.

Technical details:

Body:	stainless steel 1.4404 electropolished or brass, nickel and matt chrome plated
Seat:	PCTFE
Diaphragm:	1.4435
Leakage rate:	10^{-8} mbar l/s He against atmosphere
Gas purity:	≤ 6.0
Max. Inlet pressure:	300 bar
Outlet pressure ranges:	0,1-1; 1-3; 1-6; 1-12 bar
Operating temp.:	-20°C up to +70°C
Gauges:	safety version to EN 837-1 KL1,6
Dimensions (wxhxd):	136 x 150 x 205
Weight:	2100g

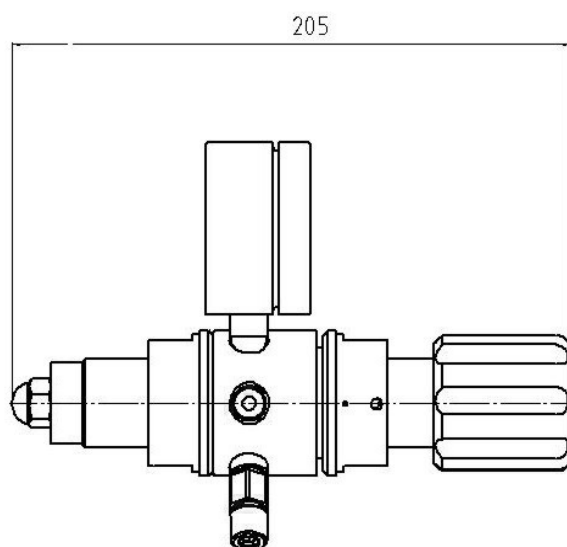
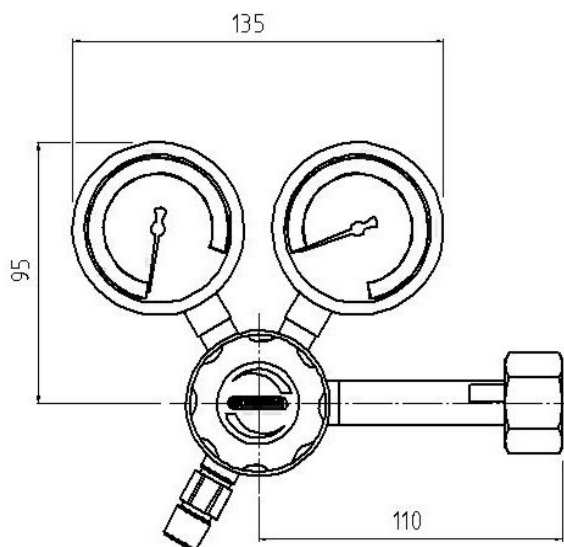
Hornung Quality standard

The company Hornung is certified to **DIN EN ISO 9001 and ISO 14001:2009**. All single parts are manufactured, assembled and tested by in-house production. The finished parts are therefore under all criteria of our German quality control with 100% final inspection.

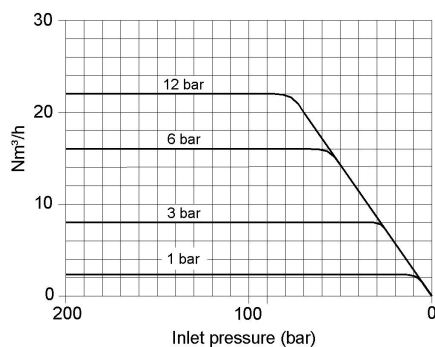
Hornung GmbH
Rathenaustraße 55, 63263 Neu-Isenburg

Phone: +49 6102 7883-70
Fax: +49 6102 7883-40

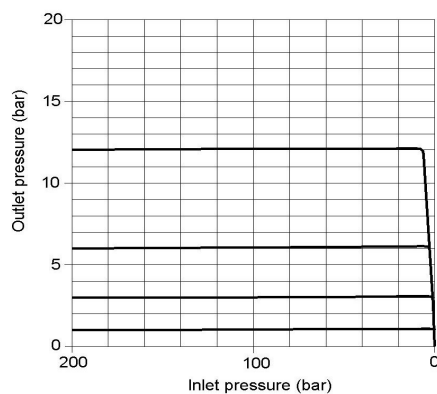
www.hornung.org
info@hornung.org



Performance curve HP 101



Dynamic flow curve HP 101

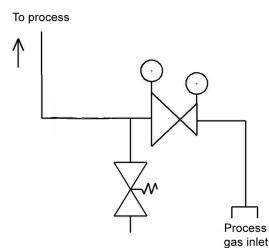


Accessories:

See total catalogue segment

- 5. Diaphragm shut-off and metering valves
- 7. Gauges, screws, compression fittings cylinder holders and accessories

Flow diagram:



Ordering information:

Material:

- 1 = stainless steel
- 2 = brass

Inlet pressure:

- 1 = 200 bar
- 2 = 300 bar

Outlet pressure ranges:

- 1 = 0,1 - 1 bar
- 2 = 0,1 - 3 bar
- 3 = 1 - 6 bar
- 4 = 1 - 12 bar

Options for the outlet:

- 0 = 1/4" NPT – internal thread
- 1 = compression fitting 6mm
- 2 = diaphragm shut-off valve
- 3 = diaphragm metering valve

Regulator type	2-stage
without purging	67

67-	1	1	2	0	Gas
Type	Mat.	Inlet	Outlet	Option	Gas type